



Data analysis report

Training Course Evaluation

UpGrad_Me

Self-branding
through a Video CV
using your mobile
phone

Erasmus+ eupa mausac SSF arciragazzi portici #selfbranding

The banner features a green background with a large red 'U' containing an upward arrow, followed by 'pGrad_Me' in grey. A central graphic shows a teal person holding a camera, set against a yellow circle with a red border and a green sunburst. At the bottom, logos for Erasmus+, eupa, mausac, SSF, and arciragazzi portici are displayed, along with the hashtag #selfbranding.



UpGrad_Me project in its second phase has conducted a training course to support the Youth Workers in the use of a the “UpGrad_Me” Manual.

The UpGrad_Me Training Course is aimed at developing contents that will enhance migrant youth employability by their capacity building.

To this end, Youth Workers will have the necessary skills to perform a good intervention with migrant youths in order to help them to improve their employability by using innovative digital tools. Therefore, the Training Course will assist the youth workers to help migrant youths to become more empowered about themselves during a job interview, including the production of a short video CV.

The manual is designed for Youth Workers to teach migrant youths how to harness the power of their mobile phone, in particular for the use of free apps that will help them to apply themselves for jobs online.

This analysis has been focused on evaluation questionnaires delivered at the end of the course.

The training course has been conducted in the three countries involved in the project: in Malta by African Media Association Malta ; in Italy by Arciragazzi Portici ; in Spain by Solidaridad Sin fronteras.

The UpGrad_Me training course was tested by, at least, 41 youth workers in Italy, Malta and Spain.

The semi-structured questionnaire is divided in three sections:

1) Contents and objectives.

Related to investigate the relevance of contents and objectives as the level of expectations, the clarity of the objectives, the level of difficulty and others questions.

2) Course trainer.

This section is relevant to verify the level of preparation of the trainers and their support during the course.

3) Course results

Through questions aimed to investigate the objectives and the usefulness of the course compared to the use of the manual.

The three associations delivered the questionnaires to be filled by the Youth Workers at the end-training course, at the associations’ heads offices.

Results I Section

The following table shows us that:

In Italy and in Malta, the majority of Youth Workers were informed about the objectives of the training course, and all targets in Spain have shown the same level of satisfaction.

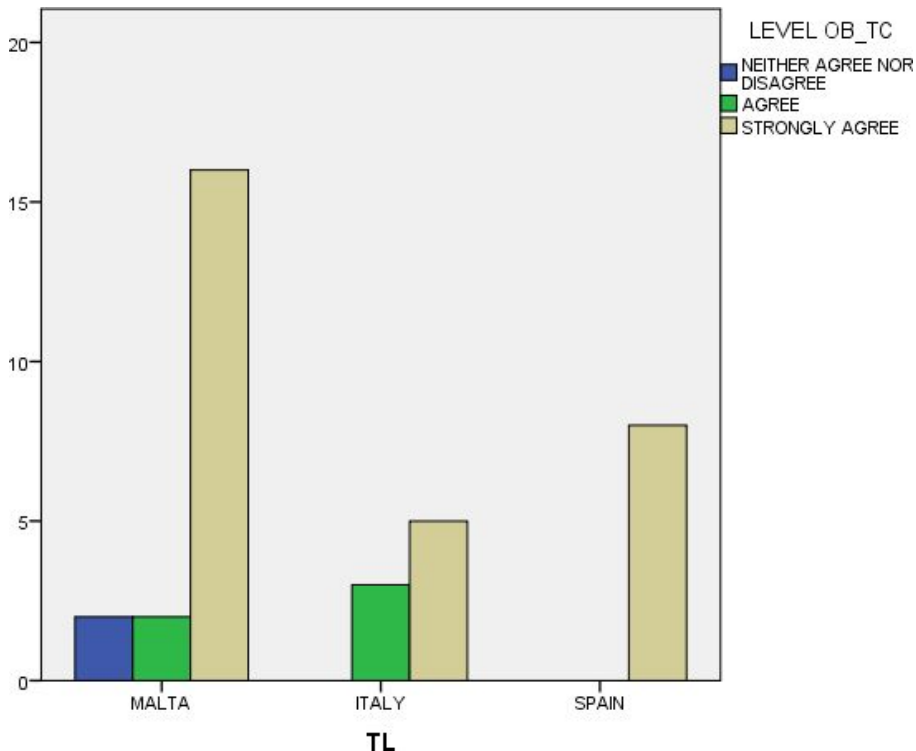
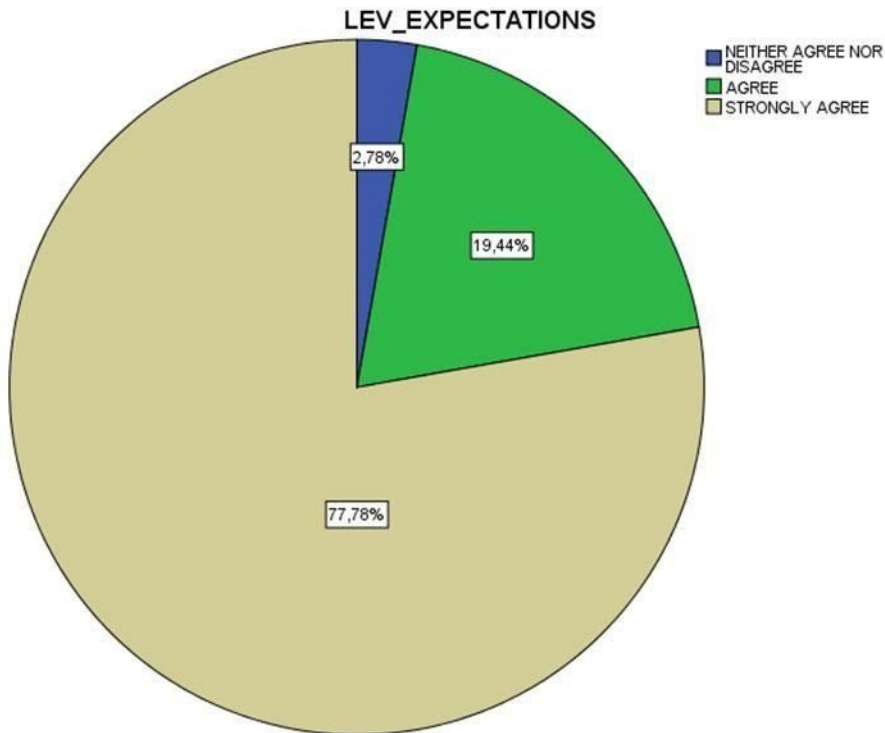


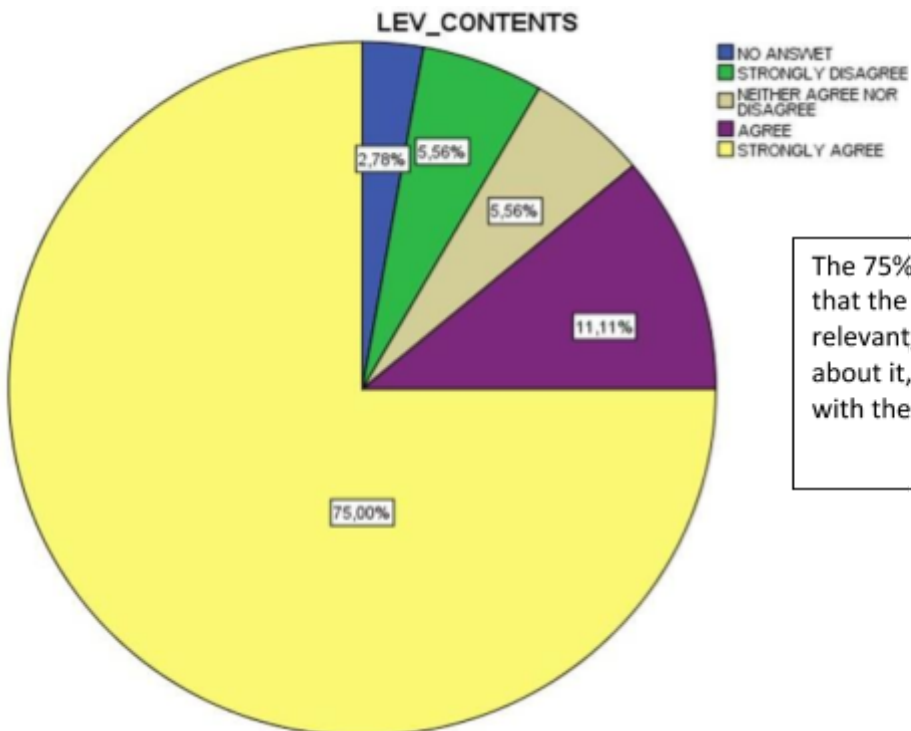
Table 1. Objectives of the training course.

The following graph indicates the level of expectations of course, indeed the youth workers for the 77,78% have pointed out as the course met their expectations.



Graph 1. Level of expectations

In this section, the questionnaire has been dedicated to the analysis of objectives and the contents, indeed:



The 75% of youth workers considered that the level of contents were relevant, following the 11,11% agreed about it, only the 5,56% disagreed with the level of contents.

Graph 2. Level of contents

The following graphics show to which degree the level of contents have stimulated their learning:

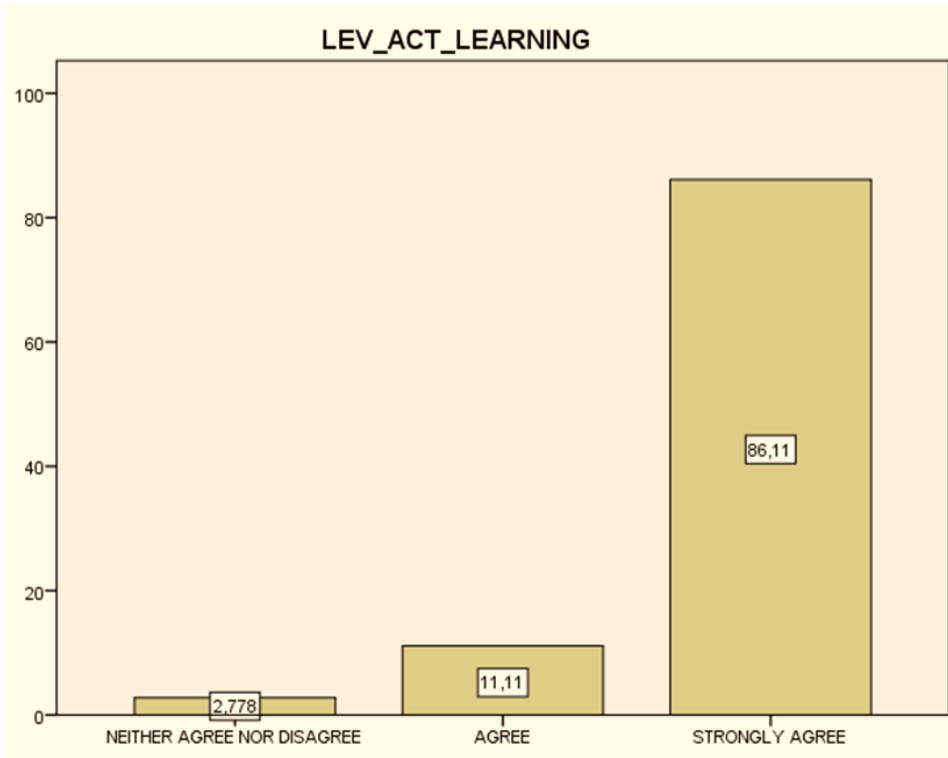


Table 2. Level of activities proposed for learning

For the majority of the participants, 86,11%, strongly agreed that the activities stimulated their learning and 11,11 % agreed. And as the table shows, the level of feedback received is positive.

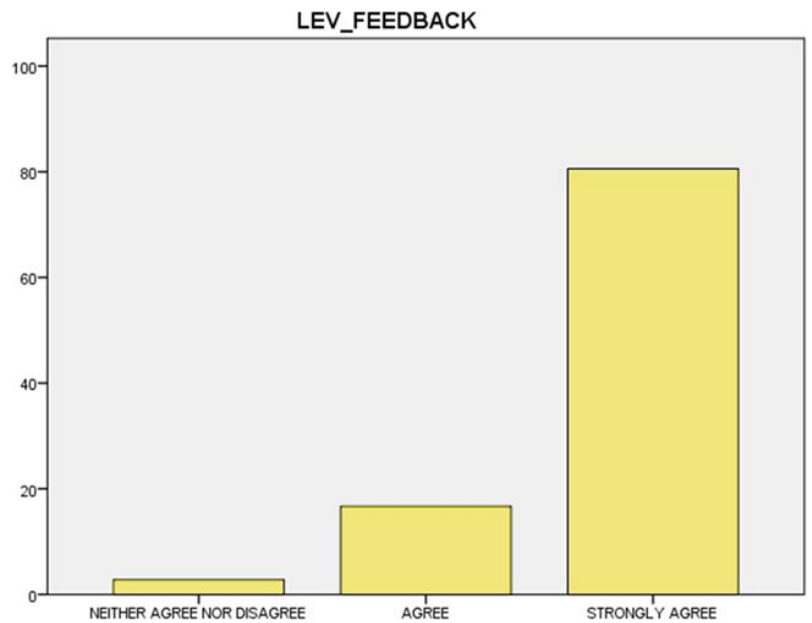


Table 3. Level of feedback

Subsequently the level of difficulty of the course was detected and to what extent its contents corresponded and were useful to learn the manual:

in Malta for 41,67% and in Italy for 16,33% (strongly agree and agree) and following also the Youth Workers in Spain considered the same result.

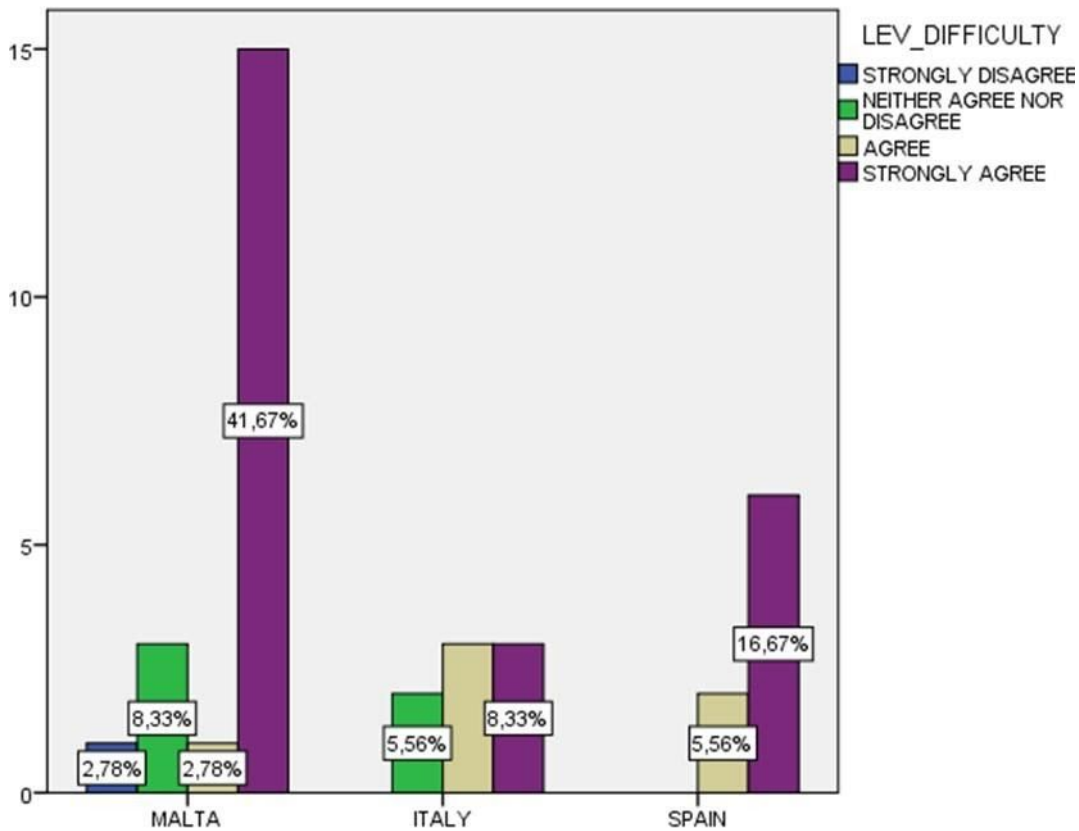


Table 4. Level of difficulty

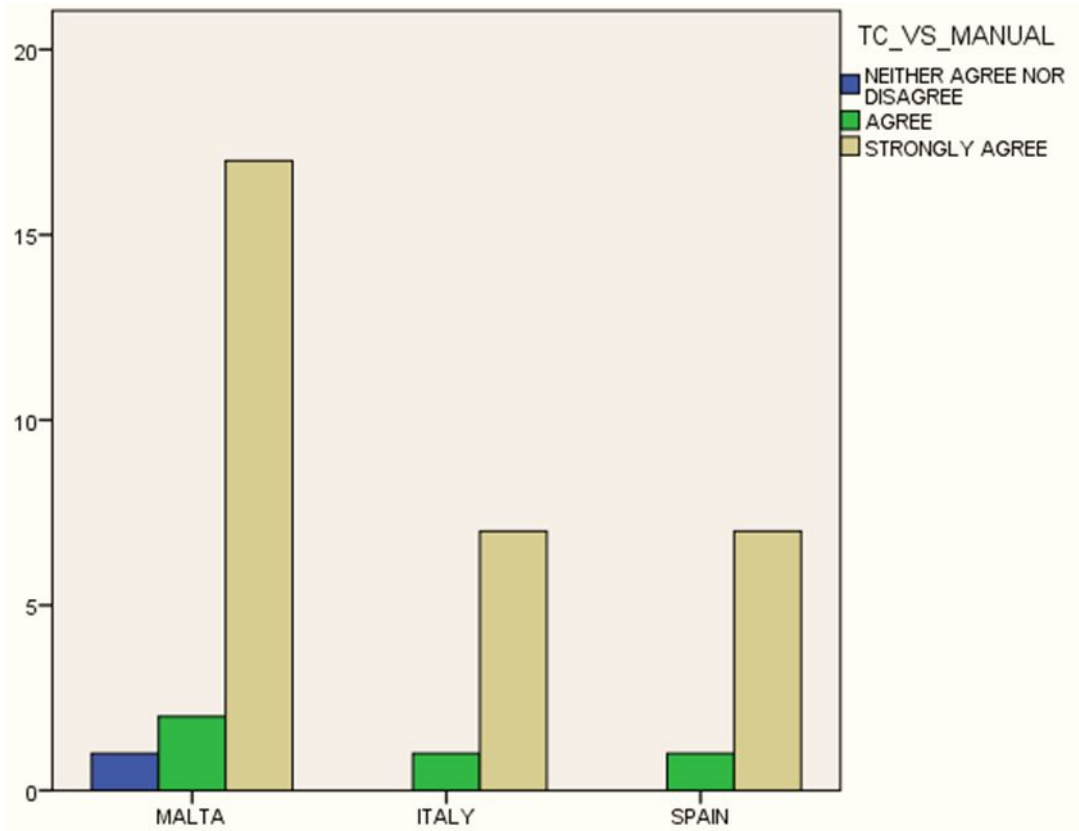


Table 5. Level of contents of TC compared to use of manual

The graphics show that for the majority of Youth Workers the contents of the course were considered useful and functional for the use of the manual.

Results II Section

The second section of the questionnaire was dedicated to the analysis of the trainers.

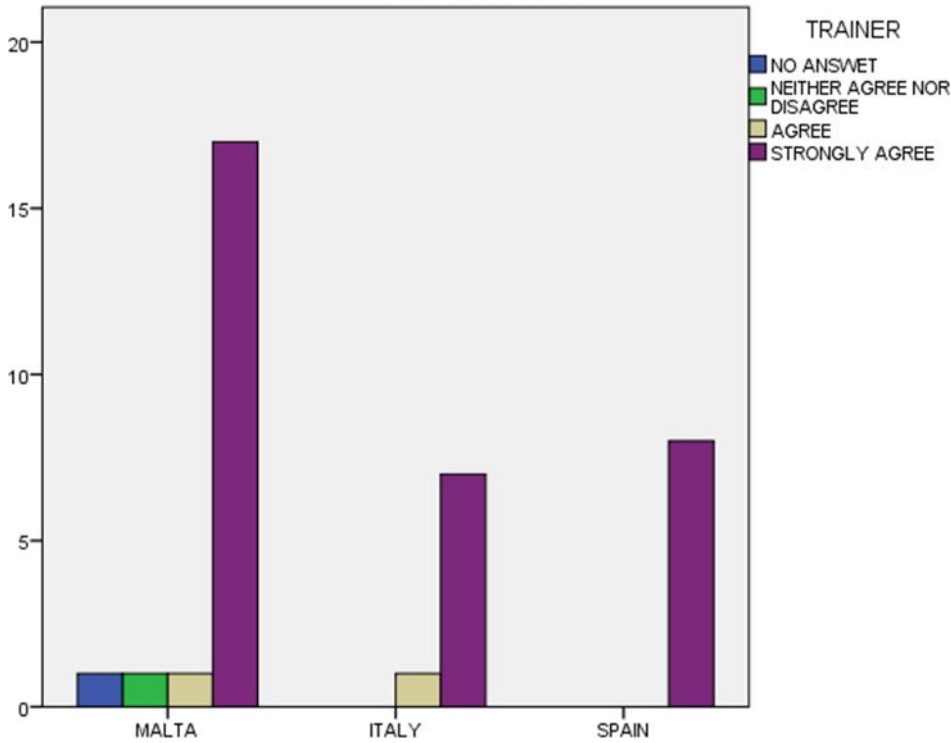
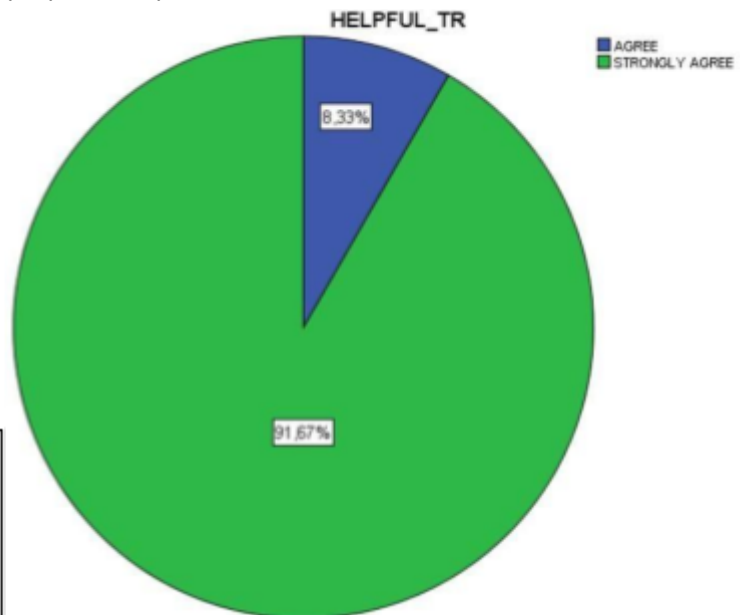


Table 6. Level of competency of trainers

In all countries, the trainers have been deemed prepared to provide the contents for the use of the manual.

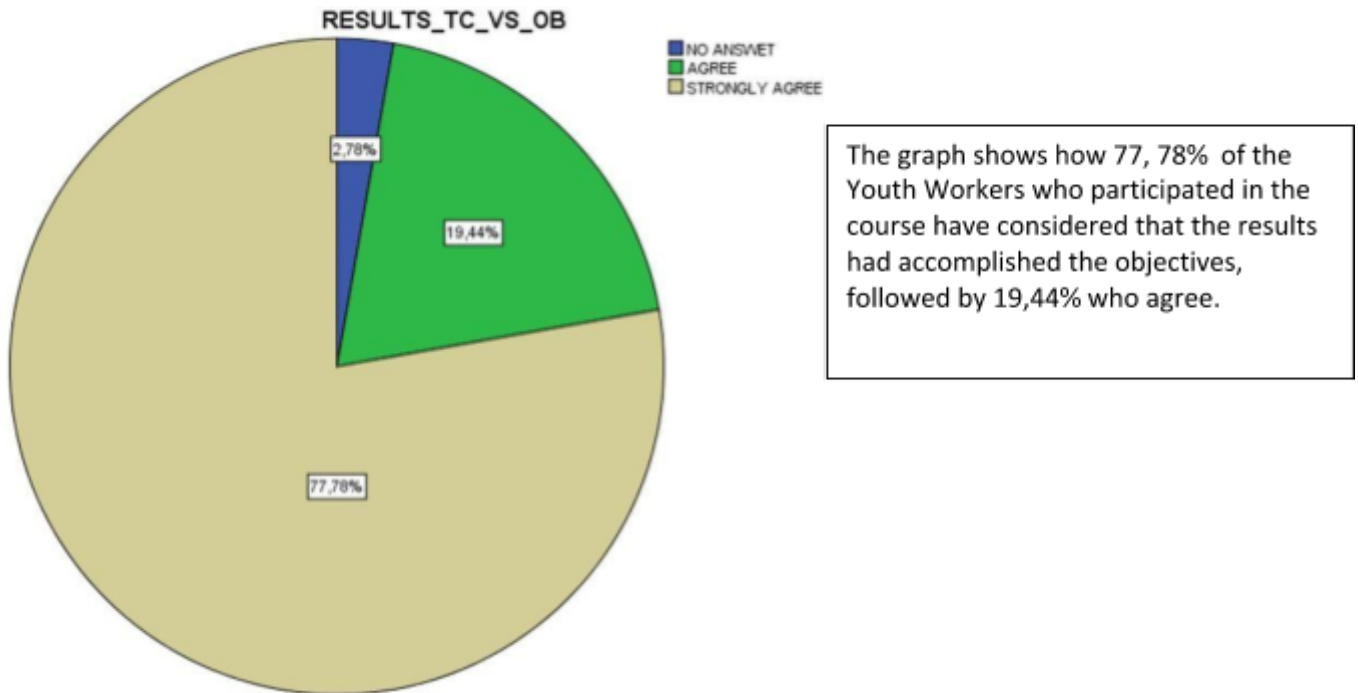


Indeed, as the graph above shows, the majority of the Youth Workers, 91,67%, found that the trainers were helpful

Graph 3. Level of helpfulness of trainers

Results III Section

The last section of the questionnaire has been dedicated to the analysis of the results of course.



The graph shows how 77, 78% of the Youth Workers who participated in the course have considered that the results had accomplished the objectives, followed by 19,44% who agree.

Graph 4. Results of TC compared to objectives

This data presented above and the following (as shown in the table), indicate that the contents of the course were useful and correlated with the objectives and the use of the manual.

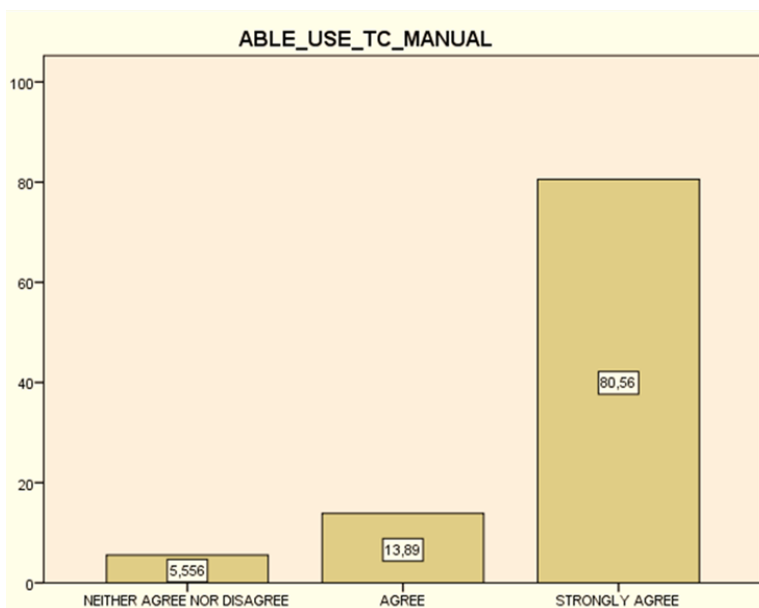


Table 7. Results of TC compared to use of manual

The feedback from the course participants on points that could be improved is also relevant. The question was: "How would you improve this course?"

The most frequent answers are the following:

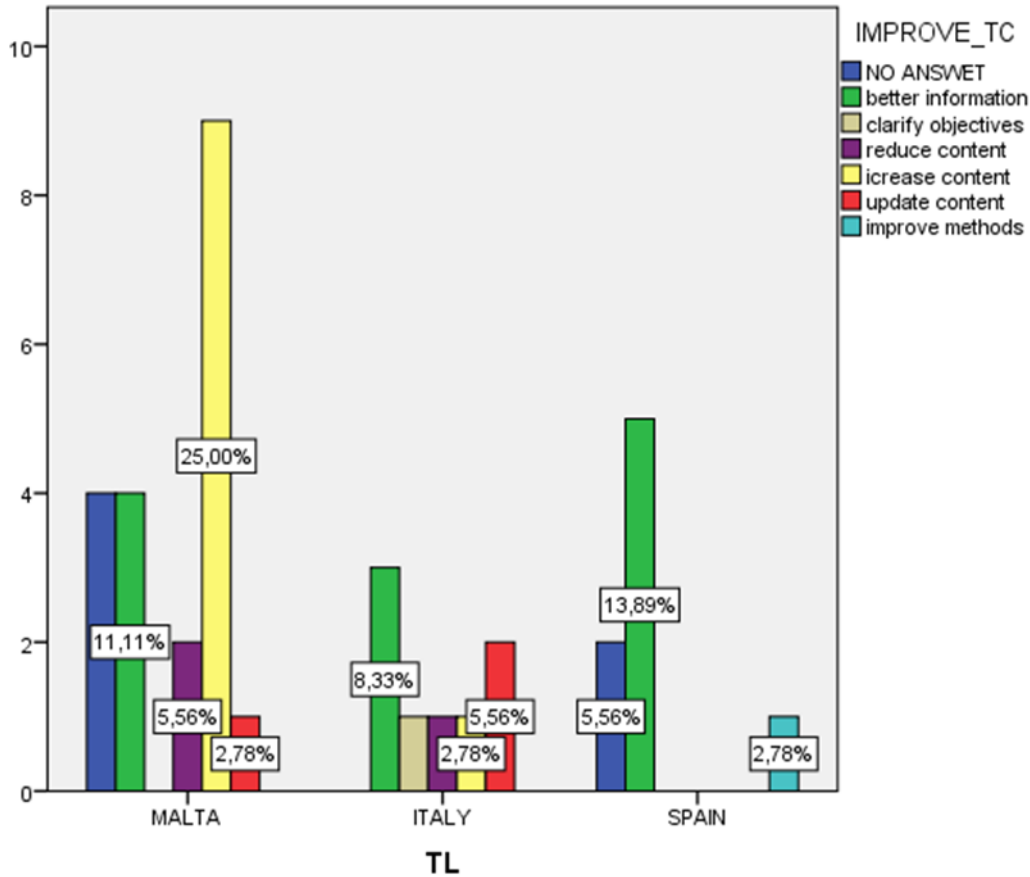


Table 8. Suggestions of youth workers

The answers in the three countries are different. In Malta, as the graphic shows above, the majority of participants would like to increase the content of course (25%); instead in Italy two answers are significant: The first is a useful indication to improve, as the 8,33% indicated that they wish to receive more information before.

Other significant answers are: update the content (5,56%), increase the content (2,78%). In Spain the most significant answers are: Have better information for the 13,89% and 2,78% suggested to improve the methods.



Furthermore, other information emerging from the analysis are:

*"I would like to develop in English" "all course improved my skills" "have more time to practice"
"learn how to use my iphone"
"I learned more competence for my job" "how to do a videoCv"*

And at question: **"What is most valuable?"** The most significant answers were the following:

*"The contents and methods"
"To be trained in the usage of KineMaster"
"Learning how to use Kinemaster, and how to create a script with young migrants"
"It was useful because I didn't know how to create a VideoCV nor the previous steps to do it"
"Now I have a structured way to help my users to improve their employability with alternative methods"
"Personalized cvs and ownership of job hunting"*

And at the question: **Do you already have any idea of the activities you would like to develop from the Training Course?**

The Youth Workers have reported some important suggestions:

*"I will use the contents in my daily work"
"I am now using the KineMaster, definitely was a good tool for my work" "Script, mock job interview and of course the Video CV with my users"
"I am now using the Video Cv in my interventions with migrants, young and adults, and also with other types of beneficiaries"
"I will try to use all the sections of the training course, not only the ones dedicated to the creation of the VideoCV"
"I want to share the Training Course with other colleagues from different organizations because I think it is very useful"*

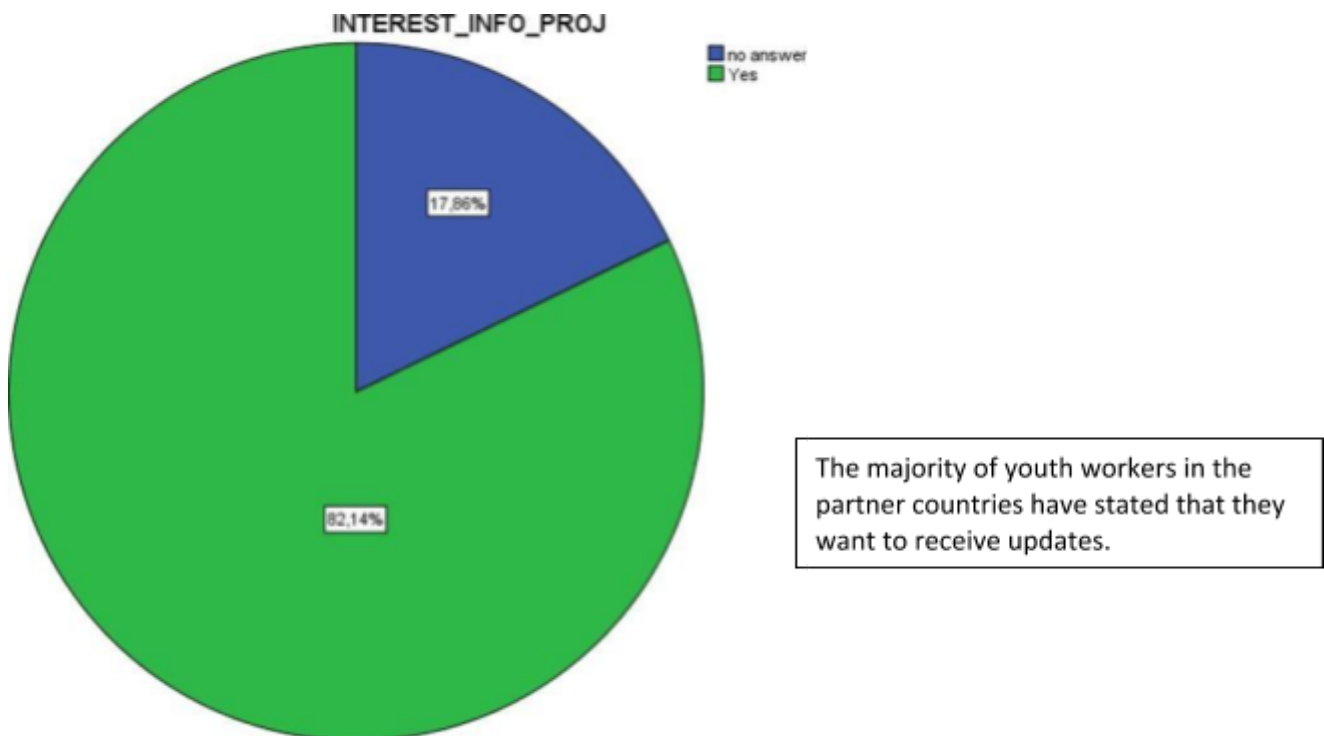
And a last answer:

"Everything was important to me, thanks!"

We would like to thank all the Youth Workers who participated in the course in the three countries involved, because the training exchange offered us constructive suggestions and was useful to analyse our tool.

And finally the last question in the questionnaire is:

Are you interested in receiving other educational materials, workshops, or email updates about this project?



Graph 5. Interest on project

The European Commission support for the production of this publication does not constitute an endorsement of the contents which reflects the views only of the authors, and the Commission cannot be held responsible for any use which may be made of the information contained therein.

